


DESICCANT DRYAIR 1500 VRF



- 
- > Lower footprint/weight per m³/hr
 - > A unique triple point control on all machines over 1500 m³/hr, measuring the regeneration temperature onto the wheel, the wheel off temperature (wet air) and the RH or Dew point of the air being dried. This combination ensures the amount of energy input is relevant to the moisture being extracted. This can be applied to 500 m³/hr units as option extra.
 - > Numerous options available, pre-heaters and coolers, post heaters and coolers, humidifiers and many other variations as special machines.
 - > Filters up to F7 as standard with HEPPA & ULPA available.
 - > Highly efficient Silica Gel Rotor for efficiency & durability, high moisture removal efficiency with the lowest energy costs.
 - > Various regeneration options available on units above 1500 m³/hr. All options are fully modulating.

APPLICATIONS

- | | | |
|-------------------|--------------------|----------------------|
| → SILOS | → FOOD INDUSTRIES | → PHARMACEUTICAL |
| → TIMBER DRYING | → MILITARY STORAGE | → PACKAGING |
| → ARCHIVE STORAGE | → FREEZER STORAGE | → POWDER MANUFACTURE |

SPECIFICATIONS

Process Airflow Nominal	1500	m ³ / hr
Process Pre filter	1 x 400 x 300 pleated panel G4	No / Size / Grade
High Perf Silica Gel Rotor	630 x 200	mm
Desiccant Wheel Rotation Speed	15	RPH
Process Fan Model	DD SRER-11-0280	
Motor Power	0.55	kW
Moisture Removal		
20°C @ 40% RH	9.18	kg / hr
20°C @ 60% RH	11.484	kg / hr
25°C @ 60% RH	12.816	kg / hr
30°C @ 80% RH	15.246	kg / hr
Total Pressure / External Pressure	675 / 380	Pa
Regeneration Airflow Nominal	545	m ³ / hr
Regeneration Filter	1 x 400 x 300 pleated panel G4	No / Size / Grade
Heater Option	Electric Thyristor control	Electric PTC
Heater Power (on startup)	22.7	kW
Heater Power (after initial start)	13.6	kW
Heater option	Electric Gas Steam	***
Fan Model	DD SRER-11-0200	
Motor Power	0.37	kW
Total Pressure / External Pressure	908 / 401.75	Pa
Electrical Supply	3p/N/E 50 / 60 Hz	1p/N/E
Voltage	380 415	V / Ac
Electrical Input Power (on start up)	0.92	kW
Amps per phase	1.4 1.28 -----	A/Phase **
ΔPa Process / Regeneration / Pre-purge	162 / 215 / 136	Pa
Dimensions	1250 x 750 x 850	L x W x H mm
Process Inlet	225	mm
Process Outlet	225	mm
Regeneration Inlet	150	mm
Regeneration Outlet	150	mm
Weight	152	kg

Process and regeneration fan supplied with a VSD control.

* pressure readings at dirty filter condition

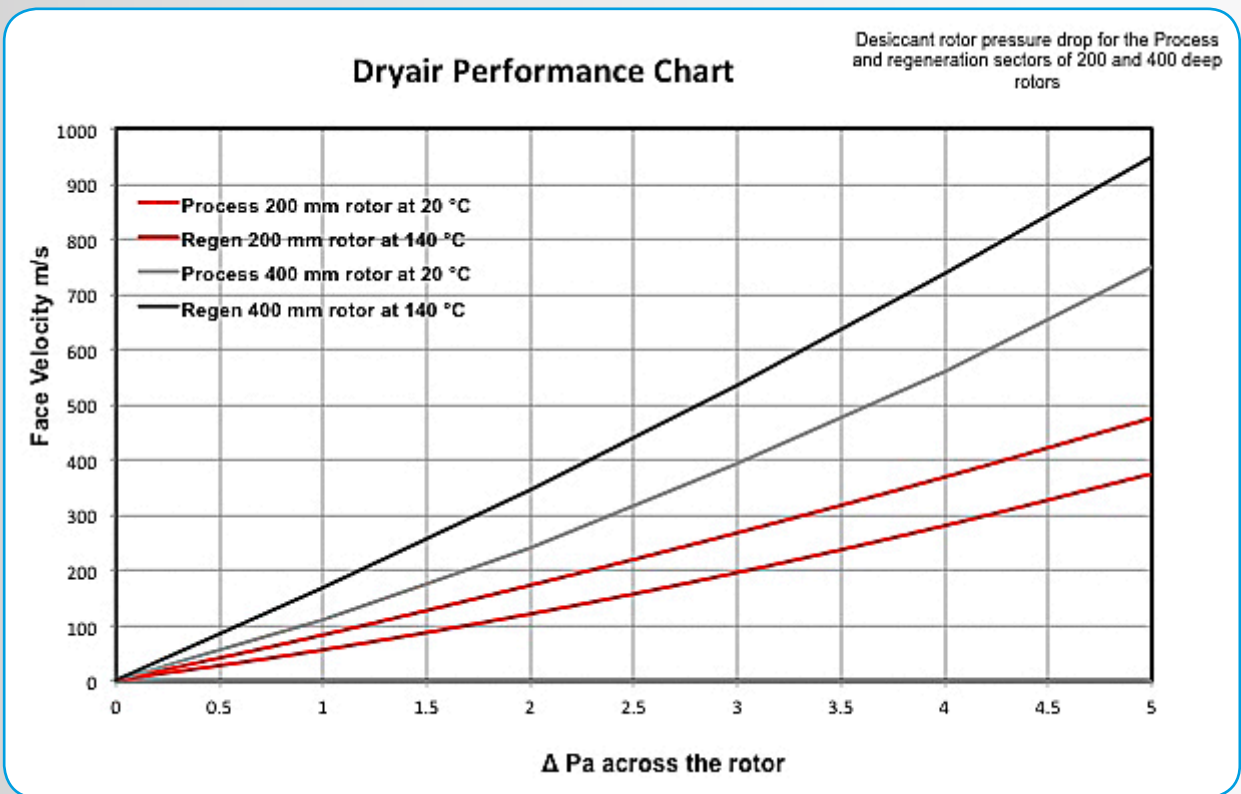
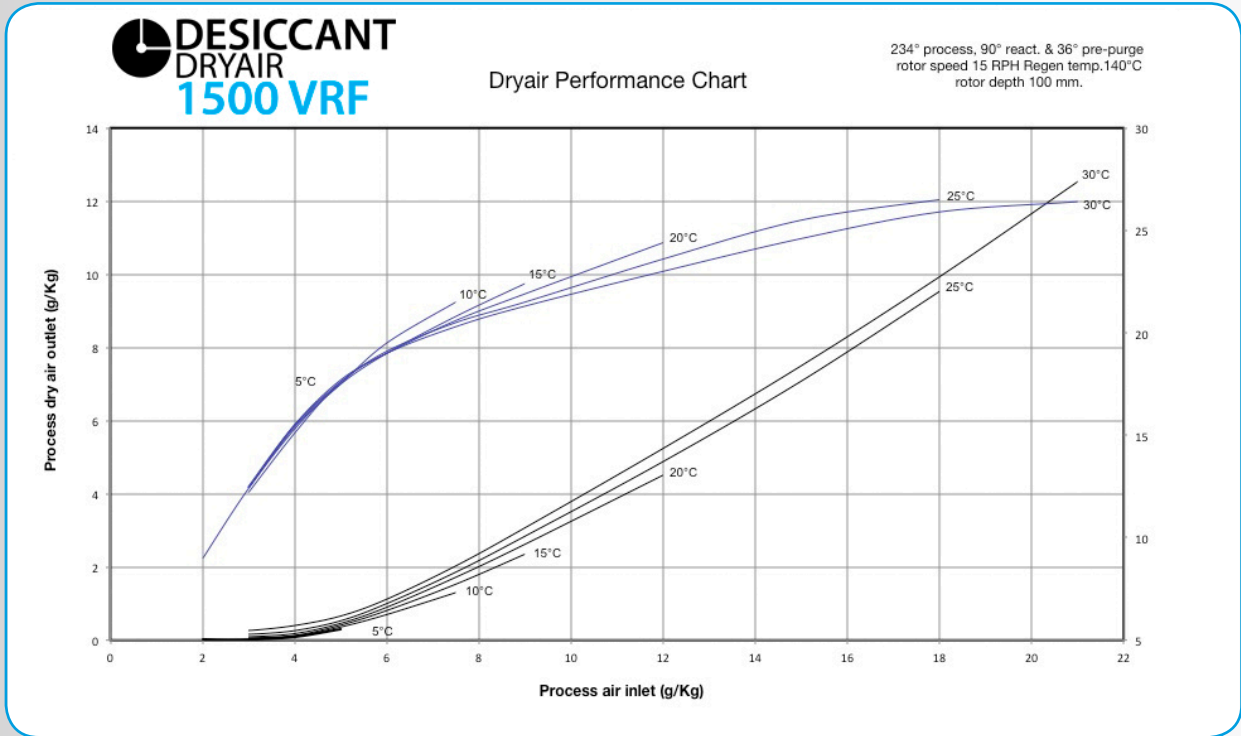
* Electrical power consumption on electric

Please note this value does not include regeneration if electric.

*** Regeneration options.

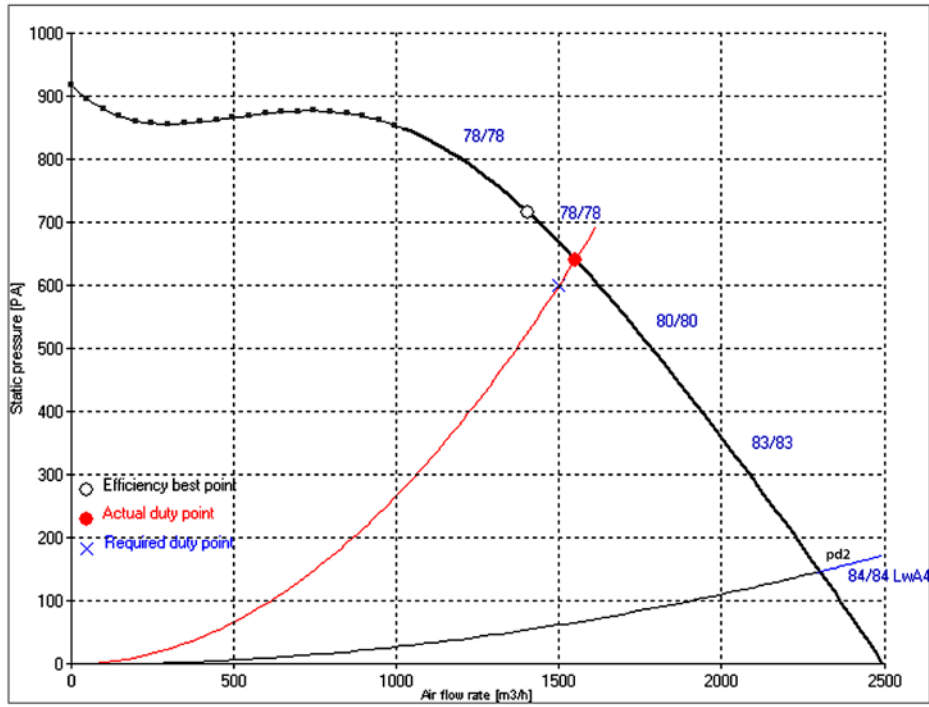
1. electric thyristor control fully modulating not available above Dryair !0000 VRF
2. Natural gas direct fired fully modulating
3. Liquified petroleum Gas direct fired fully modulating
4. Steam minimum 5 Bar(g) fully modulating but dry steam must be supplied
5. HPHW High pressure hot water fully modulating.

PERFORMANCE TECHNICAL DRAWINGS AVAILABLE UPON REQUEST



PERFORMANCE TECHNICAL DRAWINGS AVAILABLE UPON REQUEST

Process Fan Curve for the 1500 VRF



Regeneration Fan Curve for the 1500 VRF

