

DESICCANT DRYAIR 15000 VRF



- > Lower footprint/weight per m³/hr
- > A unique triple point control on all machines over 1500 m³/hr, measuring the regeneration temperature onto the wheel, the wheel off temperature (wet air) and the RH or Dew point of the air being dried. This combination ensures the amount of energy input is relevant to the moisture being extracted. This can be applied to 500 m³/hr units as option extra.
- > Numerous options available, pre-heaters and coolers, post heaters and coolers, humidifiers and many other variations as special machines.
- > Filters up to F7 as standard with HEPPA & ULPA available.
- > Highly efficient Silica Gel Rotor for efficiency & durability, high moisture removal efficiency with the lowest energy costs.
- > Various regeneration options available on units above 1500 m³/hr.
All options are fully modulating.

APPLICATIONS

- | | | |
|-------------------|--------------------|----------------------|
| → SILOS | → FOOD INDUSTRIES | → PHARMACEUTICAL |
| → TIMBER DRYING | → MILITARY STORAGE | → PACKAGING |
| → ARCHIVE STORAGE | → FREEZER STORAGE | → POWDER MANUFACTURE |

SPECIFICATIONS

Process Airflow Nominal	15000	m ³ / hr
Process Pre filter	8 x 600 x 500 pleated panel G4	No / Size / Grade
Process main filter	8 x 600 x 500 rigid bag F7	N / Size / Grade
High Perf Silica Gel Rotor	1925 x 200	mm
Desiccant Wheel Rotation Speed	9	RPH
Process Fan Model	DD SRER-11-0710	
Motor Power	7.5	kW
Moisture Removal		
20°C @ 40% RH	92.7	kg / hr
20°C @ 60% RH	127.44	kg / hr
25°C @ 60% RH	140.22	kg / hr
30°C @ 80% RH	133.5	kg / hr
Total Pressure / External Pressure	1110 / 451	Pa
Regeneration Airflow Nominal	5445	m ³ / hr
Regeneration Filter	3 x 600 x 500 pleated panel G4	No / Size / Grade
Heater Option	Electric Thyristor control	Electric PTC
Heater Power (on startup)	226.9	kW
Heater Power (after initial start)	136.1	kW
Heater option	Electric Gas Steam	***
Fan Model	DD SRER-11-0450	
Motor Power	2.2	kW
Total Pressure / External Pressure	969 / 433	Pa
Electrical Supply	3p/N/E 50 / 60 Hz	1p/N/E
Voltage	380 415	V / Ac
Electrical Input Power (on start up)	9.7	kW
Amps per phase	14.76 13.51 -----	A/Phase **
ΔPa Process / Regeneration / Pre-purge	184 / 232 / 156	Pa
Dimensions	3000 x 2200 x 2400	L x W x H mm
Process Inlet	1700 x 800	mm
Process Outlet	900 x 450	mm
Regeneration Inlet	500 x 1000	mm
Regeneration Outlet	560 x 280	mm
Weight	1700	kg

Process and regeneration fan supplied with a VSD control.

* pressure readings at dirty filter condition

* Electrical power consumption on electric

Please note this value does not include regeneration if electric.

*** Regeneration options.

1. electric thyristor control fully modulating not available above Dryair !0000 VRF

2. Natural gas direct fired fully modulating

3. Liquefied petroleum Gas direct fired fully modulating

4. Steam minimum 5 Bar(g) fully modulating but dry steam must be supplied

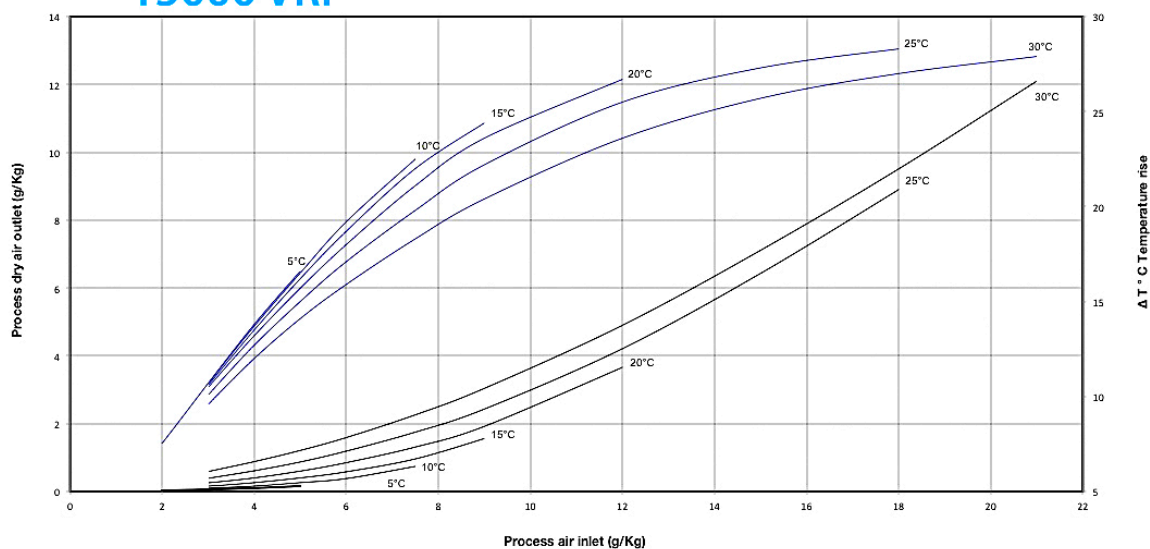
5. HPHW High pressure hot water fully modulating.

PERFORMANCE TECHNICAL DRAWINGS AVAILABLE UPON REQUEST

**DESICCANT
DRYAIR
15000 VRF**

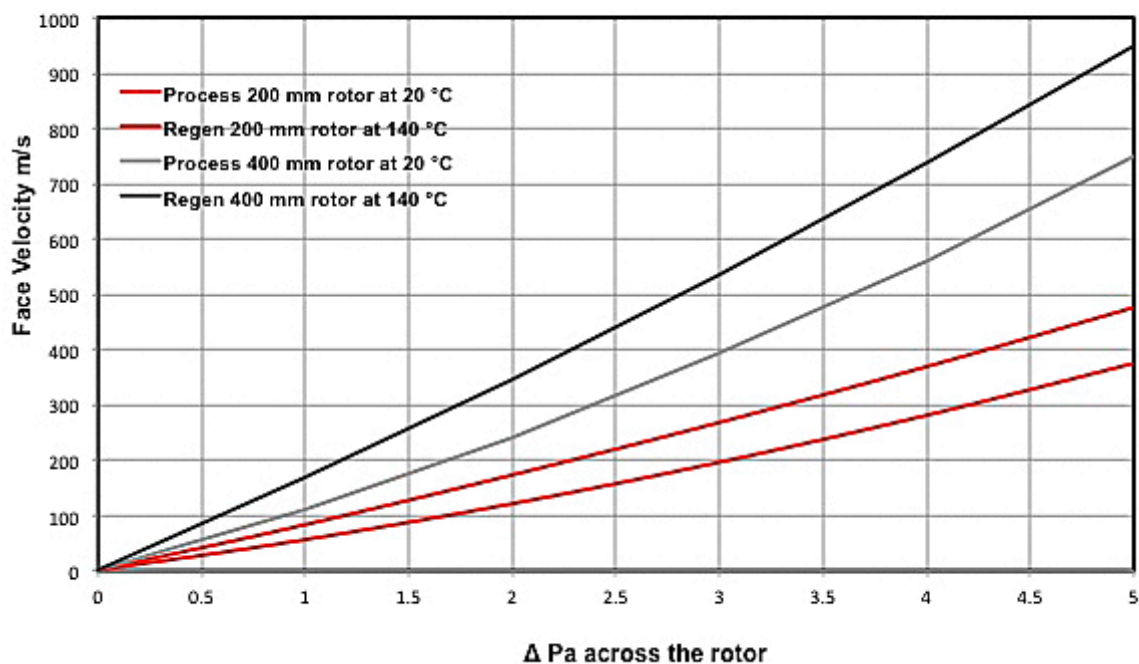
Dryair Performance Chart

234" process, 90" react. & 36" pre-purge
rotor speed 9 RPH
Regen temp. 140°C, rotor depth 200 mm.



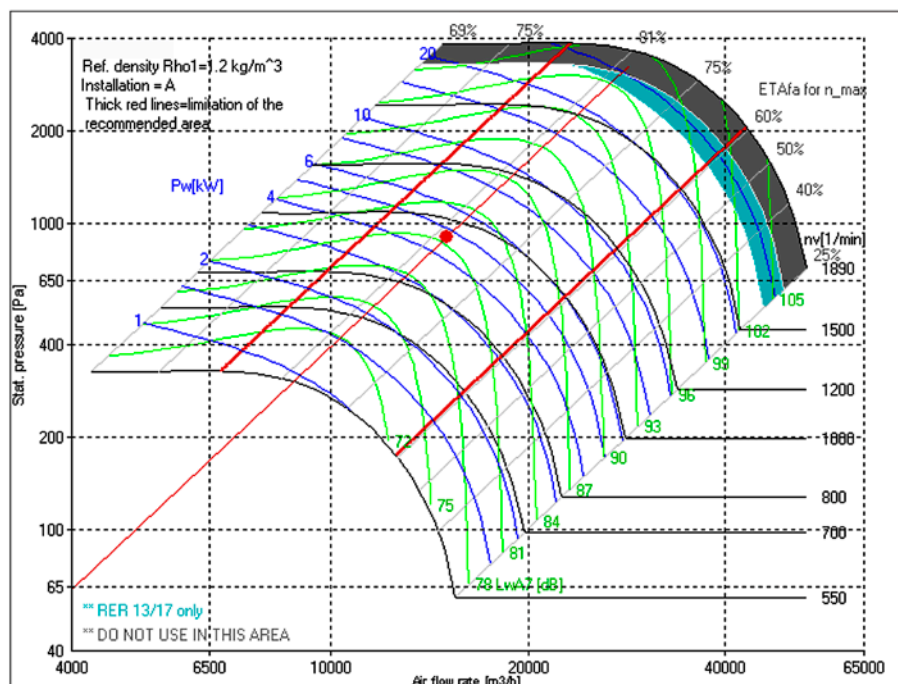
Dryair Performance Chart

Desiccant rotor pressure drop for the Process and regeneration sectors of 200 and 400 deep rotors



PERFORMANCE TECHNICAL DRAWINGS AVAILABLE UPON REQUEST

Process Fan Curve for the 15000 VRF



Regeneration Fan Curve for the 15000 VRF

